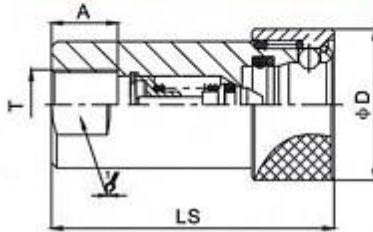


LSQ-S7 CLOSE TYPE HYDRAULIC QUICK COUPLING(STEEL)



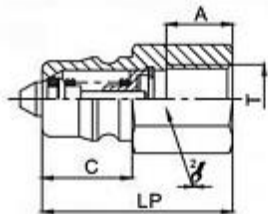
Socket with valve Plug with valve

Socket



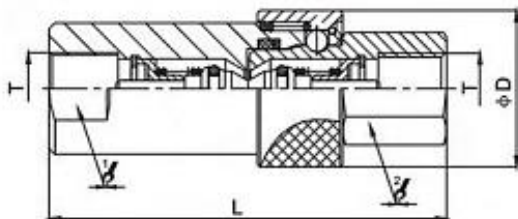
PART NO.	LS	φD	1/2	A	T	
LSQ-S7-02SF	53	27.5	19	12	G1/4	NPT1/4
LSQ-S7-03SF	60	33	23	13	G3/8	NPT3/8
LSQ-S7-04SF	72	43	35	16	G1/2	NPT1/2
LSQ-S7-06SF	72	43	35	18	G3/4	NPT3/4
LSQ-S7-08SF	93	58	46	23	G1	NPT1

Plug



PART NO.	LP	C	1/2	A	T	
LSQ-S7-02PF	36	17.5	19	12	G1/4	NPT1/4
LSQ-S7-03PF	38	22.5	23	13	G3/8	NPT3/8
LSQ-S7-04PF	50	27.5	32	16	G1/2	NPT1/2
LSQ-S7-06PF	50	27.5	32	18	G3/4	NPT3/4
LSQ-S7-08PF	61	36	41	23	G1	NPT1

Coupling Fitting



PART NO.	L	φD	1/2	1/2	T	
LSQ-S7-02	72.5	28.5	19	19	G1/4	NPT1/4
LSQ-S7-03	76.5	33	23	23	G3/8	NPT3/8
LSQ-S7-04	95.5	43	35	32	G1/2	NPT1/2
LSQ-S7-06	95.5	43	35	32	G3/4	NPT3/4
LSQ-S7-08	120	58	46	41	G1	NPT1